

A warm welcome
to
Victor Seymour Infants School



Who are we?

Miss Morrissy
Head teacher

Mrs Gauci
Deputy Head

Mrs Wilkinson
EY Leader / SENCO

Senior Leadership Team

Who are we?

Mrs Johnston

Indigo Class teacher
Year 1 Lead

Mrs Maheswari

Indigo Class teaching
assistant

Mrs Hams/Mrs Gauci

Class teachers

Mrs Robins

Turquoise teaching
assistant

Mr Dillaway

Green Class teacher

Mrs Kelly

Green Class
teaching assistant

Year 1 Team

Who are we?

Mrs Gardiner
Admissions / Office

Mrs Rogers
Office

Mrs Adkins
Office / Attendance

**Mrs
Hammond-Edis**
Office

Mr McCoy
Site manager

Office & Site

Safeguarding at Victor Seymour Infants School

Safeguarding is essential for keeping children safe.

- ★ Every child has the right to be safe from harm and danger.
- ★ It is everyone's responsibility to ensure every child is free from fear and able to learn and develop in safe, secure environments.



Year 1 Curriculum

Term	Topic Question	Trips/Visits
Autumn 1	How am I making history? (History focus)	Honeywood museum (Child's life in the past) Free
Autumn 2	What is it like here? (Geography focus)	Walks around locality All Saints Church tour Free
Spring 1	How have toys changed? (History focus)	Young V&A Museum (provisional) Roughly £28
Spring 2	What is the weather like in the UK? (Geography focus)	
Summer 1	How have explorers changed the world? (History focus)	VR Space workshop Roughly £7
Summer 2	What is it like to live in Shanghai? (Geography focus)	VR Ancient China workshop Roughly £7

Year 1 Curriculum Map

	Autumn 1	Autumn 2	Spring 1	Spring 2	Summer 1	Summer 2
Topic question	HISTORY How am I making history?	GEOGRAPHY What is it like here?	HISTORY How have toys changed?	GEOGRAPHY What is the weather like in the UK?	HISTORY How have explorers changed the world?	GEOGRAPHY What is it like to live in Shanghai?
Reading	Phonics Individual reading Whole class reading	Phonics Individual reading Whole class reading	Phonics Individual reading Guided reading Whole class reading	Phonics Individual reading Guided reading Whole class reading	Phonics Individual reading Guided reading Whole class reading	Phonics Individual reading Guided reading Whole class reading
Writing	Genres: Traditional Tales Poetry Basic skills: Capital letters Full stops Finger spaces	Genres: Narrative Non fiction fact file Poetry Basic skills: Capital letters	Genres: Narrative Instructions Basic skills: Capital letters Full stops	Genres: Non fiction Leaflet Narrative Basic skills: Capital letters Full stops	Genres: Narrative Basic skills: Capital letters Full stops Finger spaces Adjectives	Genres: Non-fiction Letters Basic skills: Capital letters Full stops
	openers/endings	Full stops Finger spaces facts	Finger spaces Adjectives Settings openers/endings	Finger spaces Adjectives verbs	openers/endings	Finger spaces Adjectives Exclamation marks facts
Maths	Place Value Addition and subtraction	Addition and subtraction Shape geometry	Place value to 20 Addition and subtraction to 20	Place value to 50 Length and height Mass and volume	Multiplication and division Fractions Position and direction	Place value to 100 Money Time

This is an example of the Year 1 Curriculum Map which shows our learning for each half term. **This can be found on the school website.**

Transition – the Curriculum

We follow the Foundation Stage set up for the first half of the Autumn Term.

This encourages the children to have a smooth transition from Reception.

When we feel children are ready we will gradually introduce a more formal timetable. However, this will still be hands on and active through cross curricular learning.

Outside Area

We encourage learning in the Outdoor Area.

All classes get the opportunity to use and independently learn using the outside area every day.



Reading

Please hear your child read at **least 5 times a week** and note it down in the reading record. This helps us ensure books are changed regularly and we read and appreciate your comments on how your child is reading with you at home.

Reading Records will be checked regularly. Books will be changed when they have been read twice – once to practise decoding and to develop comprehension skills on the second read. **Books are changed by the children.**

Your child will be heard individually by the CT or TA. A guided (group) read will begin in Spring term.



The Million Word Gap

Never read to: 4662 words

1-2 times per week: 63,570 words

3-5 times per week: 169,520 words

Daily: 296,660 words

Five books a day: 1,483,300 words

jub



pobe



Year 1 Phonics Check

- **In June 2026, your child will have to undertake the Year 1 Phonics Check in school. This is a Government requirement!**
- **The check requires your child to accurately read 20 real words and 20 'alien' words, using the GPCs (sounds) that he/she has learned in the daily phonics lessons in class.**


PLEASE READ REGULARLY WITH YOUR CHILD

twice



Writing

- Throughout the year, the children will be taught how to **join letters in cursive**.
- To reach the expected standard for Year 1 by the end of the year, children need to be **independently and consistently using full stops, capital letters and finger spaces in most of their writing** and spell 36/45 of the Year 1 common exception words correctly and consistently – not just for the spelling test.
- Beginning in Spring Term, the children will have weekly spelling tests, based around the common exceptions words which need to be written and spelled correctly.



Maths

- Following the success of teaching Maths through the Mastery approach in Reception, all our maths lessons in Year 1 will be taught following this approach.
- All children will be challenged at the end. Some children will get an additional challenge to complete.
- These challenges will be linked to the learning they have just completed.

School Heroes



Tough Tortoise

Resilience



Wise Owl

Good learning
behaviours



Sensible Squirrel

Responsibility

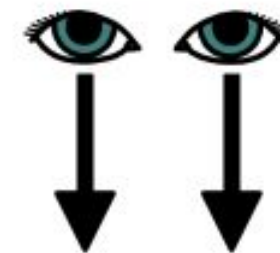



Team Ant

Respect


Wonderful Walking

Wonderful
Walking



Lovely Lining Up


Lovely Lining Up



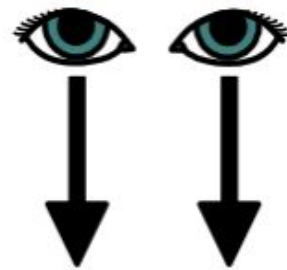
Stand up straight
behind the person in
front




Hands by side



Without talking



Looking forwards



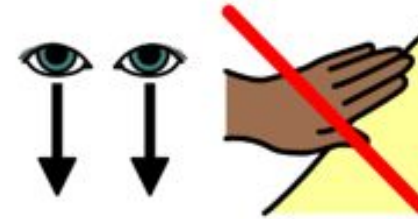
Walk in a straight line

Star Sitting

Star Sitting



S = Sitting up straight



T = tracking the teacher and not touching



A = Attention at all time



R = Respect towards others



White shirt



Red Jumper



Red cardigan



Red fleece



Waterproof
coat



Summer dress



Grey trousers



Jogging
bottoms



Grey skirt



Grey shorts



Grey pinafore



Sun hat

Uniform

Please note:
Jogging bottoms are optional
only for Nursery children for
school uniform.

Clothing with a school logo is
also optional.

Uniform



School Bookbag



School Rucksack



PE bag



Plimssoles



PE t-shirt



Red shorts



Jogging bottoms

MCAS



- ★ My Child At School
- ★ All communication
- ★ Attendance information
- ★ Paying for school trips

Other reminders

- ★ No keyrings/chains on book-bags.
- ★ All belongings named (water bottles)
- ★ When collecting please line up along fence
- ★ Please keep all younger siblings with you
- ★ No toys/bikes to be played with